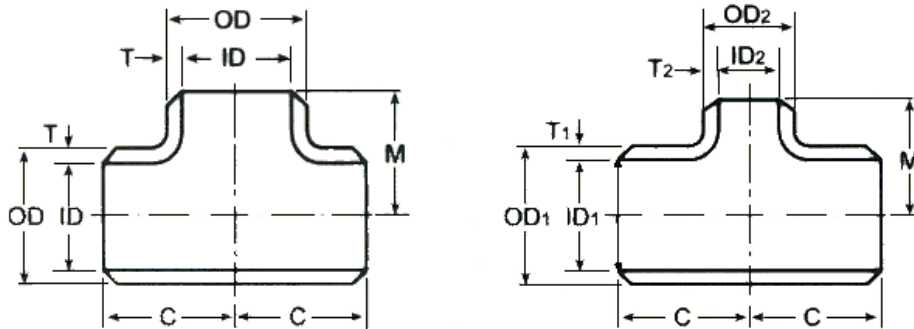


STAINLESS & CARBON STEEL BUTT-WELDING FITTINGS

Wellgrow Industries Corp.

Equal Tee / Reducing Tee



ANSI B16.9 / MSS SP-75 (in mm)
* Wellgrow's standard

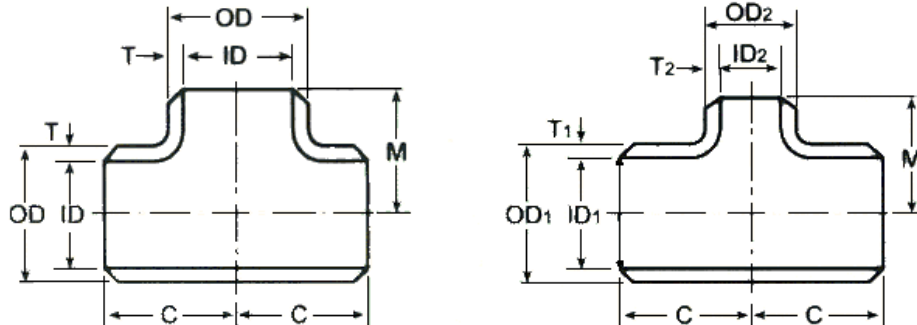
Nominal Pipe Size (NPS)	Outside Diameter At Bevel D		Center to End		Nominal Pipe Size (NPS)	Outside Diameter At Bevel D		Center to End	
	Run	Outlet	Run C	Outlet (1) M		Run	Outlet	Run C	Outlet (1) M
1/2 x 1/2	21.3	21.3	25.4	25.4	4 x 4	114.3	114.3	104.6	104.6
1/2 x 3/8		17.1		25.4	4 x 3-1/2		101.6		101.6
1/2 x 1/4		13.7		25.4	4 x 3		88.9		98.6
3/4 x 3/4	26.7	26.7	28.4	28.4	4 x 2-1/2		73.0		95.2
3/4 x 1/2		21.3		28.4	4 x 2		60.3		88.9
3/4 x 3/8		17.1		28.4	4 x 1-1/2		48.3		85.9
1 x 1	33.4	33.4	38.1	38.1	4 x 1-1/4		42.2		
1 x 3/4		26.7		38.1	4 x 1*		33.5		
1 x 1/2		21.3		38.1	5 x 5	141.3	141.3	124.0	124.0
1-1/4 x 1-1/4	42.2	42.2	47.8	47.8	5 x 4		114.3		117.3
1-1/4 x 1		33.4		47.8	5 x 3-1/2		101.6		114.3
1-1/4 x 3/4		26.7		47.8	5 x 3		88.9		111.3
1-1/4 x 1/2		21.3		47.8	5 x 2-1/2		73.0		108.0
1-1/2 x 1-1/2	48.3	48.3	57.2	57.2	5 x 2		60.3		104.6
1-1/2 x 1-1/4		42.2		57.2	5 x 1-1/2*		48.3		
1-1/2 x 1		33.4		57.2	6 x 6	168.3	168.3	142.7	142.7
1-1/2 x 3/4		26.7		57.2	6 x 5		141.3		136.7
1-1/2 x 1/2		21.3		57.2	6 x 4		114.3		130.0
2 x 2	60.3	60.3	63.5	63.5	6 x 3-1/2		101.6		127.0
2 x 1-1/2		48.3		60.5	6 x 3		88.9		124.0
2 x 1-1/4		42.2		57.2	6 x 2-1/2		73.0		120.6
2 x 1		33.4		50.8	6 x 2*		60.3		
2 x 3/4		26.7		44.4	8 x 8	219.1	219.1	177.8	177.8
2 x 1/2*		21.3			8 x 6		168.3		168.1
2-1/2 x 2-1/2	73.0	73.0	76.2	76.2	8 x 5		141.3		162.1
2-1/2 x 2		60.3		69.8	8 x 4		114.3		155.4
2-1/2 x 1-1/2		48.3		66.5	8 x 3-1/2		101.6		152.4
2-1/2 x 1-1/4		42.2		63.5	8 x 3*		88.9		
2-1/2 x 1		33.4		57.2	10 x 10	273.1	273.1	215.9	215.9
3 x 3	88.9	88.9	85.9	85.9	10 x 8		219.1		203.2
3 x 2-1/2		73.0		82.6	10 x 6		168.3		193.5
3 x 2		60.3		76.2	10 x 5		141.3		190.5
3 x 1-1/2		48.3		73.2	10 x 4		114.3		184.2
3 x 1-1/4		42.2		69.8	12 x 12	323.9	323.9	254.0	254.0
3 x 1*		33.4			12 x 10		273.1		241.3
3-1/2 x 3-1/2	101.6	101.6	95.2	95.2	12 x 8		219.1		228.6
3-1/2 x 3		88.9		91.9	12 x 6		168.3		218.9
3-1/2 x 2-1/2		73.0		88.9	12 x 5		141.3		215.9
3-1/2 x 2		60.3		82.6					
3-1/2 x 1-1/2		48.3		79.2					

(1) Outlet dimension "M" for run sizes 14 and larger is recommended but not mandatory.

STAINLESS & CARBON STEEL BUTT-WELDING FITTINGS

Wellgrow Industries Corp.

Equal Tee / Reducing Tee



ANSI B16.9 / MSS SP-75 (in mm)
* Wellgrow's standard

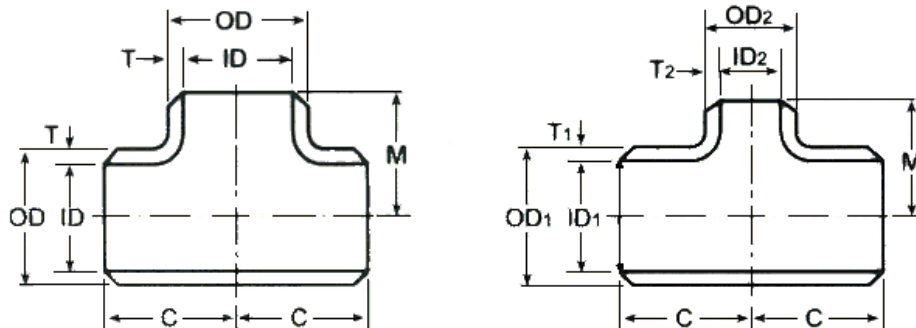
Nominal Pipe Size (NPS)	Outside Diameter At Bevel D		Center to End		Nominal Pipe Size (NPS)	Outside Diameter At Bevel D		Center to End	
	Run	Outlet	Run C	Outlet (1) M		Run	Outlet	Run C	Outlet (1) M
14	x	14	355.6	355.6	279.4	279.4			
14	x	12		323.9		269.7			
14	x	10		273.1		257.0			
14	x	8		219.1		247.6			
14	x	6		168.3		238.3			
16	x	16	406.4	406.4	304.8	304.8			
16	x	14		355.6		304.8			
16	x	12		323.9		295.1			
16	x	10		273.1		282.4			
16	x	8		219.1		373.0			
16	x	6		168.3		263.7			
18	x	18	457.2	457.2	342.9	342.9			
18	x	16		406.4		330.2			
18	x	14		355.6		330.2			
18	x	12		323.9		320.5			
18	x	10		273.1		307.8			
18	x	8		219.1		298.4			
20	x	20	508.0	508.0	381.0	381.0			
20	x	18		457.2		369.3			
20	x	16		406.4		355.6			
20	x	14		355.6		355.6			
20	x	12		323.9		345.9			
20	x	10		273.1		333.2			
20	x	8		219.1		323.8			
22	x	22	558.8	558.8	419.1	419.1			
22	x	20		508.0		406.4			
22	x	18		457.2		393.7			
22	x	16		406.4		381.0			
22	x	14		355.6		381.0			
22	x	12		323.9		371.3			
22	x	10		273.1		358.6			
24	x	24	609.6	609.6	431.8	431.8			
24	x	22		558.8		431.8			
24	x	20		508.0		431.8			
24	x	18		457.2		419.1			
24	x	16		406.4		406.4			
24	x	14		355.6		406.4			
24	x	12		323.9		396.7			
24	x	10		273.1		384.0			
26	x	26	660.4	660.4	495.3	495.3			
26	x	24		609.6		482.6			
26	x	22		558.8		469.9			
26	x	20		508.0		457.2			
26	x	18		457.2		444.5			
26	x	16		406.4		431.8			
26	x	14		355.6		431.8			
26	x	12		323.1		422.1			
28	x	28	711.2	711.2	520.7	520.7			
28	x	26		660.4		520.7			
28	x	24		609.6		508.0			
28	x	22		558.8		495.3			
28	x	20		508.0		482.6			
28	x	18		457.2		469.9			
28	x	16		406.4		457.2			
28	x	14		355.6		457.2			
28	x	12		323.1		447.5			
30	x	30	762.0	762.0	558.8	558.8			
30	x	28		711.2		546.1			
30	x	26		660.4		546.1			
30	x	24		609.6		533.4			
30	x	22		558.8		520.7			
30	x	20		508.0		508.0			
30	x	18		457.2		495.3			
30	x	16		406.4		482.6			
30	x	14		355.6		482.6			
30	x	12		323.9		472.6			
30	x	10		273.1		460.2			
32	x	32	812.8	812.8	596.9	596.9			
32	x	30		762.0		584.2			
32	x	28		711.2		571.5			
32	x	26		660.4		571.5			
32	x	24		609.6		558.8			
32	x	22		558.8		546.1			
32	x	20		508.0		533.4			
32	x	18		457.2		520.7			
32	x	16		406.4		508.0			
32	x	14		355.6		508.0			
34	x	34	863.6	863.6	635.0	635.0			
34	x	32		812.8		622.3			
34	x	30		762.0		609.6			
34	x	28		711.2		596.9			
34	x	26		660.4		596.9			

(1) Outlet dimension "M" for run sizes 14 and larger is recommended but not mandatory.

STAINLESS & CARBON STEEL BUTT-WELDING FITTINGS

Wellgrow Industries Corp.

Equal Tee / Reducing Tee



ANSI B16.9 / MSS SP-75 (in mm)
Wellgrow's standard

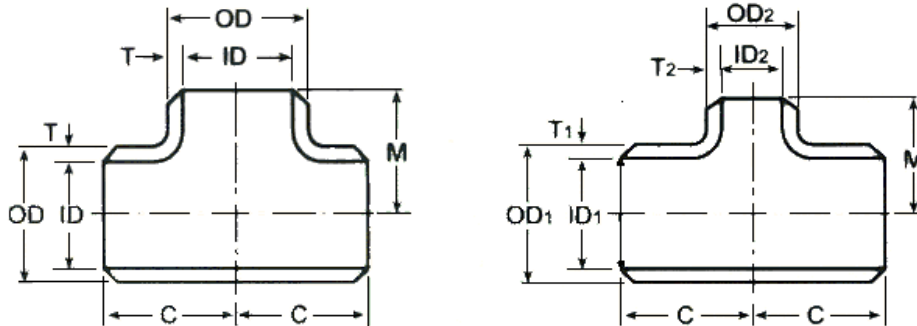
Nominal Pipe Size (NPS)	Outside Diameter At Bevel D		Center to End		Nominal Pipe Size (NPS)	Outside Diameter At Bevel D		Center to End	
	Run	Outlet	Run C	Outlet (1) M		Run	Outlet	Run C	Outlet (1) M
34	x	24		609.6					584.2
34	x	22		558.8					571.5
34	x	20		508.0					558.8
34	x	18		457.2					546.1
34	x	16		406.4					533.4
36	x	36	914.4	914.4	673.1				673.1
36	x	34		863.6					660.4
36	x	32		812.8					647.7
36	x	30		762.0					635.0
36	x	28		711.2					622.3
36	x	26		660.4					622.3
36	x	24		609.6					609.6
36	x	22		558.8					596.9
36	x	20		508.0					584.2
36	x	18		457.2					571.5
36	x	16		406.4					558.8
38	x	38	965.2	965.2	711.2				711.2
38	x	36		914.4					711.2
38	x	34		863.6					698.5
38	x	32		812.8					685.8
38	x	30		762.0					673.1
38	x	28		711.2					647.7
38	x	26		660.4					647.7
38	x	24		609.6					635.0
38	x	22		558.8					622.3
38	x	20		508.0					609.6
38	x	18		457.2					596.9
40	x	40	1016.0	1016.0	749.3				749.3
40	x	38		965.2					749.3
40	x	36		914.4					736.6
40	x	34		863.6					723.9
40	x	32		812.8					711.2
40	x	30		762.0					698.5
40	x	28		711.2					673.1
40	x	26		660.4					673.1
40	x	24		609.6					660.4
40	x	22		558.8					647.7
40	x	20		508.0					635.0
40	x	18		457.2					622.3
42	x	42	1066.8	1066.8	762.0				711.2
42	x	40		1016.0					711.2
42	x	38		965.2					711.2
42	x	36		914.4					711.2
42	x	34		863.6					711.2
42	x	32		812.8					711.2
42	x	30		762.0					711.2
42	x	28		711.2					698.5
42	x	26		660.4					698.5
42	x	24		609.6					698.5
42	x	22		558.8					685.8
42	x	20		508.0					685.8
46	x	46	1168.4	1168.4	850.9				800.1
46	x	44		1117.6					800.1
46	x	42		1066.8					787.4
46	x	40		1016.0					774.7
46	x	38		965.2					762.0
46	x	36		914.4					762.0
46	x	34		863.6					749.3
46	x	32		812.8					749.3
46	x	30		762.0					736.6
46	x	28		711.2					736.6
46	x	26		660.4					736.6
46	x	24		609.6					723.9
46	x	20*		508.0					723.9
48	x	48	1219.2	1219.2	889.0				838.2
48	x	46		1168.4					838.2
48	x	44		1117.6					838.2

(1) Outlet dimension "M" for run sizes 14 and larger is recommended but not mandatory.

STAINLESS & CARBON STEEL BUTT-WELDING FITTINGS

Wellgrow Industries Corp.

Equal Tee / Reducing Tee



ANSI B16.9 / MSS SP-75 (in mm)
* Wellgrow's standard.

Nominal Pipe Size (NPS)	Outside Diameter At Bevel D		Center to End	
	Run	Outlet	Run C	Outlet (1) M
48 x 42		1066.8		812.8
48 x 40		1016.0		812.8
48 x 38		965.2		812.8
48 x 36		914.4		787.4
48 x 34		863.6		787.4
48 x 32	1219.2	812.8	889.0	787.4
48 x 44		1117.6		838.2
48 x 42		1066.8		812.8
48 x 40		1016.0		812.8
48 x 38		965.2		812.8
48 x 36		914.4		787.4
48 x 34		863.6		787.4
48 x 32		812.8		787.4
48 x 30		762.0		762.0
48 x 28		711.2		762.0
48 x 26		660.4		762.0
48 x 24		609.6		736.6
48 x 22		558.8		736.6
52 x 52*	1320.8	1320.8	965.2	914.4
52 x 48*		1219.2		863.6
52 x 44*		1117.6		812.8
52 x 40*		1016.0		762.0
54 x 54*	1371.6	1371.6	1003.3	952.5
54 x 52*		1320.8		914.4
54 x 48*		1219.2		863.6
54 x 44*		1117.6		863.6
54 x 40*		1016.0		812.8
54 x 28*		711.2		787.4
54 x 20*		508.0		787.4
56 x 56*	1422.4	1422.4	1041.4	965.2
56 x 52*		1320.8		914.4
56 x 48*		1219.2		863.6
56 x 44*		1117.6		812.8
56 x 40*		1016.0		812.8
56 x 28*		711.2		812.8
56 x 20*		508.0		812.8
60 x 60*	1524.0	1524.0	1117.6	1016.0
60 x 56*		1422.4		965.2
60 x 52*		1320.8		914.4
60 x 48*		1219.2		863.6

Nominal Pipe Size (NPS)	Outside Diameter At Bevel D		Center to End	
	Run	Outlet	Run C	Outlet (1) M
60 x 40*		1016.0		863.6
60 x 28*		711.2		863.6
60 x 20*		508.0		863.6
64 x 64*	1626.0	1626.0	1194.0	1092.0
64 x 60*		1524.0		1067.0
64 x 56*		1422.0		1016.0
64 x 52*		1321.0		965.0
64 x 48*		1219.0		914
66 x 66*	1676.4	1676.4	1219.2	1066.8
68 x 68*	1727.0	1727.0	1270.0	1168.0
68 x 64*		1626.0		1143.0
68 x 60*		1524.0		1118.0
68 x 56*		1422.0		1067.0
68 x 52*		1321.0		1016.0
68 x 48*		1219.0		965.0
72 x 72*	1829.0	1829.0	1320.0	1245.0
72 x 68*		1727.0		1219.0
72 x 64*		1626.0		1194.0
72 x 60*		1524.0		1168.0
72 x 56*	1829.0	1422.0	1320.0	1118.0
72 x 52*		1321.0		1067.0
72 x 48*		1219.0		1016.0
76 x 76*	1930.0	1930.0	1422.0	1320.0
76 x 72*		1829.0		1295.0
76 x 68*		1727.0		1270.0
76 x 64*		1626.0		1245.0
76 x 60*		1524.0		1219.0
76 x 56*		1422.0		1168.0
76 x 52*		1321.0		1118.0
76 x 48*		1219.0		1067.0
80 x 80*	2032.0	2032.0	1499.0	1397.0
80 x 76*		1930.0		1372.0
80 x 72*		1829.0		1346.0
80 x 68*		1727.0		1321.0
80 x 64*		1626.0		1295.0
80 x 60*		1524.0		1270.0
80 x 56*		1422.0		1219.0
80 x 52*		1321.0		1168.0
80 x 48*		1219.0		1118.0

(1) Outlet dimension "M" for run sizes 14 and larger is recommended but not mandatory.