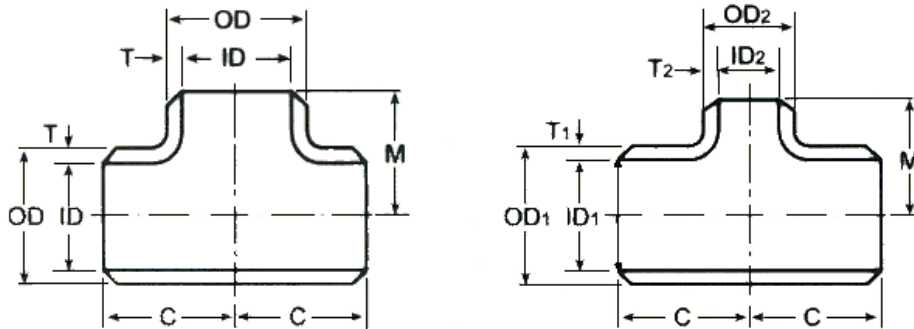


STAINLESS & CARBON STEEL BUTT-WELDING FITTINGS

Wellgrow Industries Corp.

Equal Tee / Reducing Tee



ANSI B16.9 / MSS SP-75 (in mm)
* Wellgrow's standard

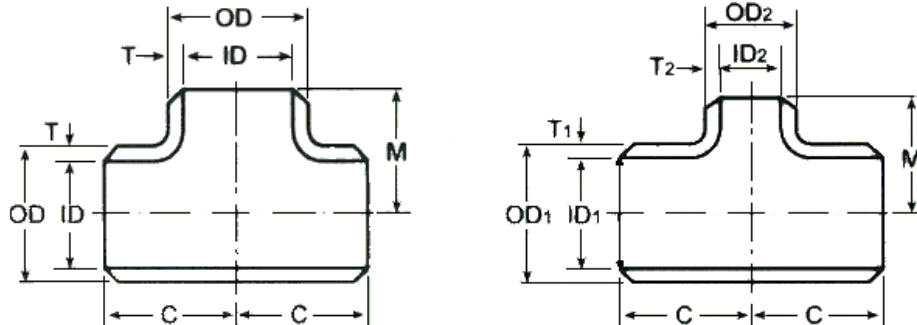
Nominal Pipe Size (NPS)	Outside Diameter At Bevel D		Center to End		Nominal Pipe Size (NPS)	Outside Diameter At Bevel D		Center to End	
	Run	Outlet	Run C	Outlet (1) M		Run	Outlet	Run C	Outlet (1) M
1/2 x 1/2	21.3	21.3	25.4	25.4	4 x 4	114.3	114.3	104.6	104.6
1/2 x 3/8		17.1		25.4	4 x 3-1/2		101.6		101.6
1/2 x 1/4		13.7		25.4	4 x 3		88.9		98.6
3/4 x 3/4	26.7	26.7	28.4	28.4	4 x 2-1/2		73.0		95.2
3/4 x 1/2		21.3		28.4	4 x 2		60.3		88.9
3/4 x 3/8		17.1		28.4	4 x 1-1/2		48.3		85.9
1 x 1	33.4	33.4	38.1	38.1	4 x 1-1/4		42.2		
1 x 3/4		26.7		38.1	4 x 1*		33.5		
1 x 1/2		21.3		38.1	5 x 5	141.3	141.3	124.0	124.0
1-1/4 x 1-1/4	42.2	42.2	47.8	47.8	5 x 4		114.3		117.3
1-1/4 x 1		33.4		47.8	5 x 3-1/2		101.6		114.3
1-1/4 x 3/4		26.7		47.8	5 x 3		88.9		111.3
1-1/4 x 1/2		21.3		47.8	5 x 2-1/2		73.0		108.0
1-1/2 x 1-1/2	48.3	48.3	57.2	57.2	5 x 2		60.3		104.6
1-1/2 x 1-1/4		42.2		57.2	5 x 1-1/2*		48.3		
1-1/2 x 1		33.4		57.2	6 x 6	168.3	168.3	142.7	142.7
1-1/2 x 3/4		26.7		57.2	6 x 5		141.3		136.7
1-1/2 x 1/2		21.3		57.2	6 x 4		114.3		130.0
2 x 2	60.3	60.3	63.5	63.5	6 x 3-1/2		101.6		127.0
2 x 1-1/2		48.3		60.5	6 x 3		88.9		124.0
2 x 1-1/4		42.2		57.2	6 x 2-1/2		73.0		120.6
2 x 1		33.4		50.8	6 x 2*		60.3		
2 x 3/4		26.7		44.4	8 x 8	219.1	219.1	177.8	177.8
2 x 1/2*		21.3			8 x 6		168.3		168.1
2-1/2 x 2-1/2	73.0	73.0	76.2	76.2	8 x 5		141.3		162.1
2-1/2 x 2		60.3		69.8	8 x 4		114.3		155.4
2-1/2 x 1-1/2		48.3		66.5	8 x 3-1/2		101.6		152.4
2-1/2 x 1-1/4		42.2		63.5	8 x 3*		88.9		
2-1/2 x 1		33.4		57.2	10 x 10	273.1	273.1	215.9	215.9
3 x 3	88.9	88.9	85.9	85.9	10 x 8		219.1		203.2
3 x 2-1/2		73.0		82.6	10 x 6		168.3		193.5
3 x 2		60.3		76.2	10 x 5		141.3		190.5
3 x 1-1/2		48.3		73.2	10 x 4		114.3		184.2
3 x 1-1/4		42.2		69.8	12 x 12	323.9	323.9	254.0	254.0
3 x 1*		33.4			12 x 10		273.1		241.3
3-1/2 x 3-1/2	101.6	101.6	95.2	95.2	12 x 8		219.1		228.6
3-1/2 x 3		88.9		91.9	12 x 6		168.3		218.9
3-1/2 x 2-1/2		73.0		88.9	12 x 5		141.3		215.9
3-1/2 x 2		60.3		82.6					
3-1/2 x 1-1/2		48.3		79.2					

(1) Outlet dimension "M" for run sizes 14 and larger is recommended but not mandatory.

STAINLESS & CARBON STEEL BUTT-WELDING FITTINGS

Wellgrow Industries Corp.

Equal Tee / Reducing Tee



ANSI B16.9 / MSS SP-75 (in mm)
* Wellgrow's standard

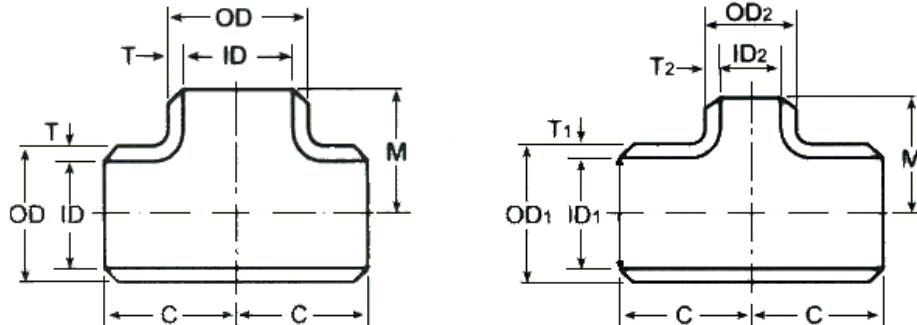
Nominal Pipe Size (NPS)	Outside Diameter At Bevel D		Center to End		Nominal Pipe Size (NPS)	Outside Diameter At Bevel D		Center to End	
	Run	Outlet	Run C	Outlet (1) M		Run	Outlet	Run C	Outlet (1) M
14 x 14	355.6	355.6	279.4	279.4	26 x 22		558.8		469.9
14 x 12		323.9		269.7	26 x 20		508.0		457.2
14 x 10		273.1		257.0	26 x 18		457.2		444.5
14 x 8		219.1		247.6	26 x 16		406.4		431.8
14 x 6		168.3		238.3	26 x 14		355.6		431.8
16 x 16	406.4	406.4	304.8	304.8	26 x 12		323.1		422.1
16 x 14		355.6		304.8	28 x 28	711.2	711.2	520.7	520.7
16 x 12		323.9		295.1	28 x 26		660.4		520.7
16 x 10		273.1		282.4	28 x 24		609.6		508.0
16 x 8		219.1		373.0	28 x 22		558.8		495.3
16 x 6		168.3		263.7	28 x 20		508.0		482.6
18 x 18	457.2	457.2	342.9	342.9	28 x 18		457.2		469.9
18 x 16		406.4		330.2	28 x 16		406.4		457.2
18 x 14		355.6		330.2	28 x 14		355.6		457.2
18 x 12		323.9		320.5	28 x 12		323.1		447.5
18 x 10		273.1		307.8	30 x 30	762.0	762.0	558.8	558.8
18 x 8		219.1		298.4	30 x 28		711.2		546.1
20 x 20	508.0	508.0	381.0	381.0	30 x 26		660.4		546.1
20 x 18		457.2		369.3	30 x 24		609.6		533.4
20 x 16		406.4		355.6	30 x 22		558.8		520.7
20 x 14		355.6		355.6	30 x 20		508.0		508.0
20 x 12		323.9		345.9	30 x 18		457.2		495.3
20 x 10		273.1		333.2	30 x 16		406.4		482.6
20 x 8		219.1		323.8	30 x 14		355.6		482.6
22 x 22	558.8	558.8	419.1	419.1	30 x 12		323.9		472.6
22 x 20		508.0		406.4	30 x 10		273.1		460.2
22 x 18		457.2		393.7	32 x 32	812.8	812.8	596.9	596.9
22 x 16		406.4		381.0	32 x 30		762.0		584.2
22 x 14		355.6		381.0	32 x 28		711.2		571.5
22 x 12		323.9		371.3	32 x 26		660.4		571.5
22 x 10		273.1		358.6	32 x 24		609.6		558.8
24 x 24	609.6	609.6	431.8	431.8	32 x 22		558.8		546.1
24 x 22		558.8		431.8	32 x 20		508.0		533.4
24 x 20		508.0		431.8	32 x 18		457.2		520.7
24 x 18		457.2		419.1	32 x 16		406.4		508.0
24 x 16		406.4		406.4	32 x 14		355.6		508.0
24 x 14		355.6		406.4	34 x 34	863.6	863.6	635.0	635.0
24 x 12		323.9		396.7	34 x 32		812.8		622.3
24 x 10		273.1		384.0	34 x 30		762.0		609.6
26 x 26	660.4	660.4	495.3	495.3	34 x 28		711.2		596.9
26 x 24		609.6		482.6	34 x 26		660.4		596.9

(1) Outlet dimension "M" for run sizes 14 and larger is recommended but not mandatory.

STAINLESS & CARBON STEEL BUTT-WELDING FITTINGS

Wellgrow Industries Corp.

Equal Tee / Reducing Tee



ANSI B16.9 / MSS SP-75 (in mm)
Wellgrow's standard

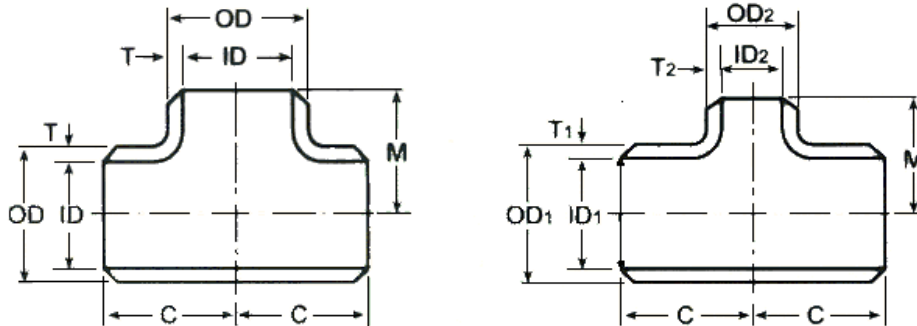
Nominal Pipe Size (NPS)	Outside Diameter At Bevel D		Center to End		Nominal Pipe Size (NPS)	Outside Diameter At Bevel D		Center to End	
	Run	Outlet	Run C	Outlet (1) M		Run	Outlet	Run C	Outlet (1) M
34	x	24		609.6				584.2	
34	x	22		558.8				571.5	
34	x	20		508.0				558.8	
34	x	18		457.2				546.1	
34	x	16		406.4				533.4	
36	x	36	914.4	914.4	673.1			673.1	
36	x	34		863.6				660.4	
36	x	32		812.8				647.7	
36	x	30		762.0				635.0	
36	x	28		711.2				622.3	
36	x	26		660.4				622.3	
36	x	24		609.6				609.6	
36	x	22		558.8				596.9	
36	x	20		508.0				584.2	
36	x	18		457.2				571.5	
36	x	16		406.4				558.8	
38	x	38	965.2	965.2	711.2			711.2	
38	x	36		914.4				711.2	
38	x	34		863.6				698.5	
38	x	32		812.8				685.8	
38	x	30		762.0				673.1	
38	x	28		711.2				647.7	
38	x	26		660.4				647.7	
38	x	24		609.6				635.0	
38	x	22		558.8				622.3	
38	x	20		508.0				609.6	
38	x	18		457.2				596.9	
40	x	40	1016.0	1016.0	749.3			749.3	
40	x	38		965.2				749.3	
40	x	36		914.4				736.6	
40	x	34		863.6				723.9	
40	x	32		812.8				711.2	
40	x	30		762.0				698.5	
40	x	28		711.2				673.1	
40	x	26		660.4				673.1	
40	x	24		609.6				660.4	
40	x	22		558.8				647.7	
40	x	20		508.0				635.0	
40	x	18		457.2				622.3	
42	x	42	1066.8	1066.8	762.0			711.2	
42	x	40		1016.0				711.2	
42	x	38		965.2				711.2	
42	x	36		914.4				711.2	
42	x	34		863.6				711.2	
42	x	32		812.8				711.2	
42	x	30		762.0				711.2	
42	x	28		711.2				698.5	
42	x	26		660.4				698.5	
42	x	24		609.6				698.5	
42	x	22		558.8				685.8	
42	x	20		508.0				685.8	
46	x	46	1168.4	1168.4	850.9			800.1	
46	x	44		1117.6				800.1	
46	x	42		1066.8				787.4	
46	x	40		1016.0				774.7	
46	x	38		965.2				762.0	
46	x	36		914.4				762.0	
46	x	34		863.6				749.3	
46	x	32		812.8				749.3	
46	x	30		762.0				736.6	
46	x	28		711.2				736.6	
46	x	26		660.4				736.6	
46	x	24		609.6				723.9	
46	x	20*		508.0				723.9	
48	x	48	1219.2	1219.2	889.0			838.2	
48	x	46		1168.4				838.2	
48	x	44		1117.6				838.2	

(1) Outlet dimension "M" for run sizes 14 and larger is recommended but not mandatory.

STAINLESS & CARBON STEEL BUTT-WELDING FITTINGS

Wellgrow Industries Corp.

Equal Tee / Reducing Tee



ANSI B16.9 / MSS SP-75 (in mm)
* Wellgrow's standard.

Nominal Pipe Size (NPS)	Outside Diameter At Bevel D		Center to End	
	Run	Outlet	Run C	Outlet (1) M
48 x 42		1066.8		812.8
48 x 40		1016.0		812.8
48 x 38		965.2		812.8
48 x 36		914.4		787.4
48 x 34		863.6		787.4
48 x 32	1219.2	812.8	889.0	787.4
48 x 44		1117.6		838.2
48 x 42		1066.8		812.8
48 x 40		1016.0		812.8
48 x 38		965.2		812.8
48 x 36		914.4		787.4
48 x 34		863.6		787.4
48 x 32		812.8		787.4
48 x 30		762.0		762.0
48 x 28		711.2		762.0
48 x 26		660.4		762.0
48 x 24		609.6		736.6
48 x 22		558.8		736.6
52 x 52*	1320.8	1320.8	965.2	914.4
52 x 48*		1219.2		863.6
52 x 44*		1117.6		812.8
52 x 40*		1016.0		762.0
54 x 54*	1371.6	1371.6	1003.3	952.5
54 x 52*		1320.8		914.4
54 x 48*		1219.2		863.6
54 x 44*		1117.6		863.6
54 x 40*		1016.0		812.8
54 x 28*		711.2		787.4
54 x 20*		508.0		787.4
56 x 56*	1422.4	1422.4	1041.4	965.2
56 x 52*		1320.8		914.4
56 x 48*		1219.2		863.6
56 x 44*		1117.6		812.8
56 x 40*		1016.0		812.8
56 x 28*		711.2		812.8
56 x 20*		508.0		812.8
60 x 60*	1524.0	1524.0	1117.6	1016.0
60 x 56*		1422.4		965.2
60 x 52*		1320.8		914.4
60 x 48*		1219.2		863.6

Nominal Pipe Size (NPS)	Outside Diameter At Bevel D		Center to End	
	Run	Outlet	Run C	Outlet (1) M
60 x 40*		1016.0		863.6
60 x 28*		711.2		863.6
60 x 20*		508.0		863.6
64 x 64*	1626.0	1626.0	1194.0	1092.0
64 x 60*		1524.0		1067.0
64 x 56*		1422.0		1016.0
64 x 52*		1321.0		965.0
64 x 48*		1219.0		914
66 x 66*	1676.4	1676.4	1219.2	1066.8
68 x 68*	1727.0	1727.0	1270.0	1168.0
68 x 64*		1626.0		1143.0
68 x 60*		1524.0		1118.0
68 x 56*		1422.0		1067.0
68 x 52*		1321.0		1016.0
68 x 48*		1219.0		965.0
72 x 72*	1829.0	1829.0	1320.0	1245.0
72 x 68*		1727.0		1219.0
72 x 64*		1626.0		1194.0
72 x 60*		1524.0		1168.0
72 x 56*	1829.0	1422.0	1320.0	1118.0
72 x 52*		1321.0		1067.0
72 x 48*		1219.0		1016.0
76 x 76*	1930.0	1930.0	1422.0	1320.0
76 x 72*		1829.0		1295.0
76 x 68*		1727.0		1270.0
76 x 64*		1626.0		1245.0
76 x 60*		1524.0		1219.0
76 x 56*		1422.0		1168.0
76 x 52*		1321.0		1118.0
76 x 48*		1219.0		1067.0
80 x 80*	2032.0	2032.0	1499.0	1397.0
80 x 76*		1930.0		1372.0
80 x 72*		1829.0		1346.0
80 x 68*		1727.0		1321.0
80 x 64*		1626.0		1295.0
80 x 60*		1524.0		1270.0
80 x 56*		1422.0		1219.0
80 x 52*		1321.0		1168.0
80 x 48*		1219.0		1118.0

(1) Outlet dimension "M" for run sizes 14 and larger is recommended but not mandatory.