

CAST PIPE FITTINGS

WELLGROW INDUSTRIES CORP.



- ▲ **150PSI Threaded Fittings**
- ▲ **Camlock Fittings**

150PSI THREADED FITTINGS

WELLGROW INDUSTRIES CORP.



- ▲ Elbows
- ▲ Tees
- ▲ Cross
- ▲ Nipples
- ▲ Plugs
- ▲ Caps
- ▲ Couplings
- ▲ Unions
- ▲ Lock Nut
- ▲ Hex Bushing

150LBS THREADED FITTINGS


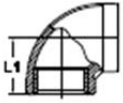





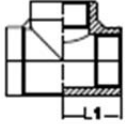

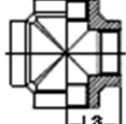



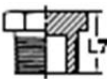









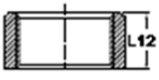
Wellgrow Industries Corp.

150PSI Threaded Fittings

Thread: NPT, BSPT (PT), BSPP

Material: ASTM A351 CF8 (304) & CF8M (316)

Made by Lost Wax Investment Casting

					
90° Elbow		90° Street Elbow		45° Elbow	
					
Tee		Cross		Hex. Nipple	
					
Hex. Plug		Square Plug		Hex. Cap	
					
Round Cap		Coupling (Socket)		Half Coupling	

SIZE	L1	L2	L3	L4	L5	L6	L7	L8	L9	L10	L11	L12
1/8"	16	18	16	17	25	22	18	17	13	-	-	-
1/4"	19	19	19	20	30	30	18	21	15	15	25	11
3/8"	24	20	25	24	34	31	19	23	17	17	26	12
1/2"	25.5	20	28	26	37	35	22	24	19	17.5	32	15
3/4"	29.5	23	32	30	43	39	24	25	18	20.5	33	17
1"	36	26	39	36	51	45	27	27	20.5	23.5	38	19
1-1/4"	43.5	30	45	44	59	48	26	34.5	22	25.5	44	22
1-1/2"	46.5	33	49	47	64	50	29.5	35.5	23	26.5	44	23
2"	55.5	38	57	54	74	57	32	36	25.5	28	50	25
2-1/2"	66	45	69	66	90	64	36.5	43	28.5	31	58	29
3"	74	52	-	74	99	70	37.5	46.5	30.5	33	66	33
4"	90	64	-	90	115	79	42	52	38.5	37	72	36

(Unit: mm)

150LBS THREADED FITTINGS


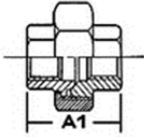

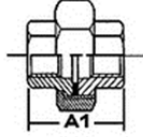

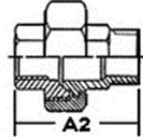

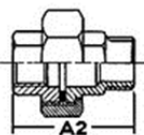

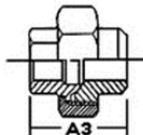

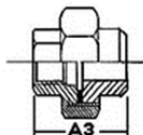

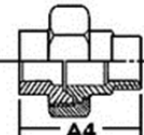

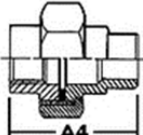

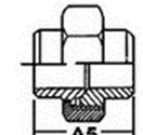

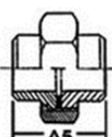
Wellgrow Industries Corp.

150PSI Threaded Fittings

Thread: NPT, BSPT (PT), BSPP

Material: ASTM A351 CF8 (304) & CF8M (316)

Made by Lost Wax Investment Casting

					
Union Conical, F/F		Union Flat, F/F		Union Conical, M/F	
					
Union Flat, M/F		Union Conical, W/F		Union Flat, W/F	
					
Union Conical, W/M		Union Flat, W/M		Union Conical, W/W	
					
Union Flat, W/W					

SIZE	A1	A2	A3	A4	A5
1/8"	31	-	-	-	-
1/4"	34	53	38	38	52
3/8"	39	57	38	38	50
1/2"	36.5	50.5	44	44	55
3/4"	42	57	46	46	62
1"	45.5	63	48	48	65
1-1/4"	52	70.5	53	53	74
1-1/2"	55	74.5	63	63	86
2"	61	83.5	69	69	92
2-1/2"	70	96	87	87	115
3"	78	106.4	89	89	123
4"	90	-	-	-	-

(Unit: mm)

150LBS THREADED FITTINGS


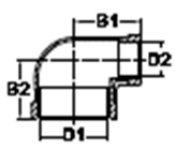

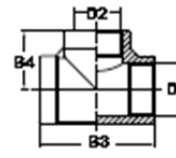

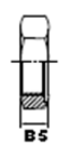
Wellgrow Industries Corp.

150PSI Threaded Fittings

Thread: NPT, BSPT (PT), BSPP

Material: ASTM A351 CF8 (304) & CF8M (316)

Made by Lost Wax Investment Casting

					
90° Reducing Elbow		Reducing Tee		Lock Nut	

SIZE		B1	B2	B3	B4	B5	SIZE		B1	B2	B3	B4	B5
D1	D2						D1	D2					
1/8"	1/8"	-	-	-	-	7	1"	1"	-	-	-	-	11
1/4"	1/8"	20	20	39	20	-	1-1/4"	1/2"	-	-	71	40	-
1/4"	1/4"	-	-	-	-	8	1-1/4"	3/4"	36	41	75	40	-
3/8"	1/8"	-	-	46	20	-	1-1/4"	1"	40	42	80	42	-
3/8"	1/4"	23	23	46	23	-	1-1/4"	1-1/4"	-	-	-	-	11
3/8"	3/8"	-	-	-	-	9	1-1/2"	1	42	46	-	-	-
1/2"	1/4"	-	-	52	23	-	1-1/2"	1-1/4"	46	48	88	48	-
1/2"	3/8"	26	26	52	26	-	2"	1/2"	-	-	-	-	12
1/2"	1/2"	-	-	-	-	9	2"	3/4"	-	-	80	50	-
3/4"	1/4"	-	-	52	28	-	2"	1"	-	-	88	52	-
3/4"	3/8"	28	28	56	28	-	2"	1-1/4"	48	54	96	54	-
3/4"	1/2"	30	31	60	31	-	2"	1-1/2"	-	-	104	55	-
3/4"	3/4"	-	-	-	-	10	2"	2"	-	-	-	-	14
1"	3/8"	-	-	65	32	-	2-1/2"	2-1/2"	-	-	-	-	16
1"	1/2"	32	34	64	33	-	3"	3"	-	-	-	-	16
1"	3/4"	35	36	70	35	-	4"	4"	-	-	-	-	20

(Unit: mm)

150LBS THREADED FITTINGS


Wellgrow Industries Corp.

150PSI Threaded Fittings

Thread: NPT, BSPT (PT), BSPP

Material: ASTM A351 CF8 (304) & CF8M (316)

Made by Lost Wax Investment Casting



SIZE		C1	C2	SIZE		C1	C2
D1	D2			D1	D2		
1/8"	-	-	-	1-1/4"	1/8"-1	44	26
1/4"	1/8"	27	18	1-1/2"	1/8"-1-1/4"	48	29.5
3/8"	1/8"-1/4"	34	19	2"	1/8"-1-1/2"	56	32
1/2"	1/8"-3/8"	36	22	2-1/2"	1/8"-2"	62	36.5
3/4"	1/8"-1/2"	35	24	3"	1/8"-2-1/2"	67	37.5
1"	1/8"-3/4"	40	27	4"	1/8"-3"	76	42

SIZE		L3	SIZE		L3
D4	D5		D4	D5	
1/8"	7	41	3/4"	16	70
1/4"	7	41.5	3/4"	20	70
1/4"	9	47	3/4"	26	70
1/4"	11	47	1"	19	75
1/4"	14	42	1"	20	75
3/8"	9	46	1"	26	75
3/8"	11	56.5	1-1/4"	33	81.5
3/8"	14	55	1-1/2"	39	93.5
3/8"	16	45	1-1/2"	46	93.5
1/2"	9	61	2"	51	100
1/2"	11	66	2"	57	100
1/2"	14	66	2-1/2"	66	112
1/2"	16	66	3"	77	123
1/2"	20	66	4"	102	151
3/4"	14	69	-	-	-

(Unit: mm)

CAMLOCK FITTINGS

WELLGROW INDUSTRIES CORP.

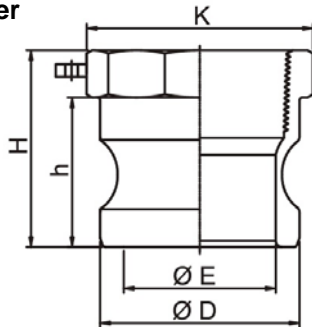


- ▲ Female Thread Adapter
- ▲ Male Thread Coupler
- ▲ Hose Shank Coupler
- ▲ Female Thread Coupler
- ▲ Dust Cap
- ▲ Dust Plug
- ▲ Hose Shank Adapter
- ▲ Male Thread Adapter

Camlock Fittings

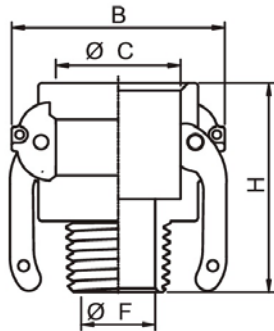
Material: Stainless Steel, Aluminum and Brass

Type A Female Thread Adapter



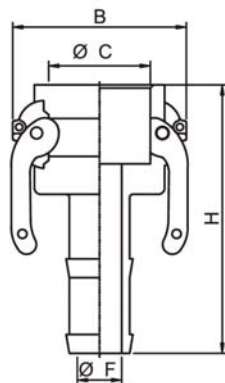
Size	1/2	3/4	1	1-1/4	1-1/2	2	2-1/2	3	4	5	6
D	24	32	37	45	53	63	76	92	120	146	176
E	13	21	24	31	39	48	60	74	102	126	152
K	27	33	39	48	56	68	83	96	124	160	185
h	25	28	33	40	40	46	49	51	51	54	56
H	38	38	46	53	53	61	77	72	75	78	84

Type B Male Thread Coupler



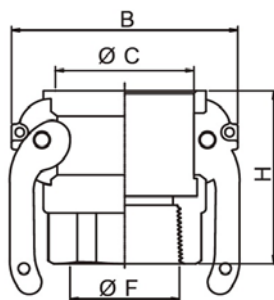
Size	1/2	3/4	1	1-1/4	1-1/2	2	2-1/2	3	4	5	6
B	44	50	60	80	89	97	110	135	165	190	254
C	25	32	37	46	54	64	76	92	120	146	176
F	14	19	26	32	38	50	65	77	101	126	146
H	47	51	60	70	72	77	85	89	93	96	110

Type C Hose Shank Coupler



Size	1/2	3/4	1	1-1/4	1-1/2	2	2-1/2	3	4	5	6
B	44	50	60	80	89	97	110	135	165	190	254
C	25	32	37	46	54	64	76	92	120	146	176
F	8	15	20	27	33	44	56	65	90	116	144
H	67	85	97	103	108	122	138	158	165	182	204

Type D Female Thread Coupler

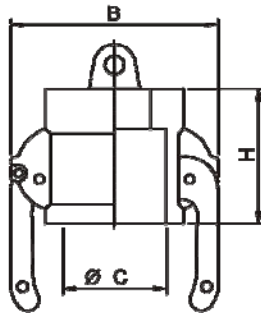


Size	1/2	3/4	1	1-1/4	1-1/2	2	2-1/2	3	4	5	6
B	44	50	60	80	89	97	110	135	165	190	254
C	25	32	37	46	54	64	76	92	120	146	176
F	14	22	25	32	38	48	61	76	101	132	146
H	48	50	58	64	68	72	77	89	94	96	108

Camlock Fittings

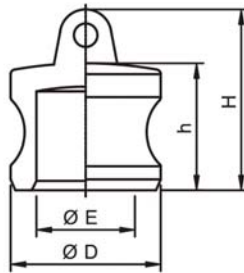
Material: Stainless Steel, Aluminum and Brass

Type DC Dust Cap



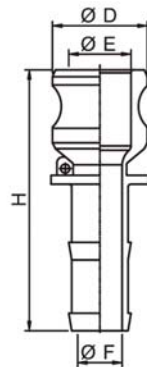
Size	1/2	3/4	1	1-1/4	1-1/2	2	2-1/2	3	4	5	6
B	44	50	60	80	89	97	110	135	165	190	254
C	25	32	37	46	54	64	76	92	120	146	176
H	32	35	40	46	48	50	55	57	57	59	63

Type DP Dust Plug



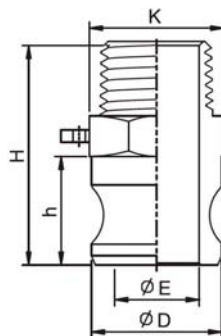
Size	1/2	3/4	1	1-1/4	1-1/2	2	2-1/2	3	4	5	6
D	24	32	37	45	53	63	76	92	120	146	176
E	13	21	25	30	38	48	60	74	102	126	155
h	27	26	31	39	41	45	46	48	48	51	56
H	38	38	44	51	51	60	63	68	67	79	85

Type E Hose Shank Adapter



Size	1/2	3/4	1	1-1/4	1-1/2	2	2-1/2	3	4	5	6
D	24	32	37	45	53	63	76	92	120	146	176
E	13	19	24	31	38	46	60	73	102	126	155
F	8	15	20	27	33	45	51	69	92	116	144
H	27	89	106	110	112	130	141	165	178	187	210

Type F Male Thread Adapter



Size	1/2	3/4	1	1-1/4	1-1/2	2	2-1/2	3	4	5	6
D	24	32	37	45	53	63	76	92	120	146	176
E	13	19	25	31	38	47	58	73	102	126	152
K	27	33	41	45	53	63	83	93	121	168	185
h	25	28	34	40	41	47	49	51	51	54	56
H	53	55	66	78	78	85	100	100	108	111	126